

Combination Remote Manual Release



P/N: 60-120110-001

Effective: August 2013
B-87-032

FEATURES

- *For Use in:*
 - *Range Guard® Commercial Cooking Fire Suppression Systems*
 - *Industry Guard™ Industrial Fire Suppression Systems*
- *For Use with Badger® Universal Control Head or A+ Control Box*
- *Versatile—Surface- or Recess-Mount in any Orientation*
- *Multilingual Labels*

DESCRIPTION

The Combination Remote Manual Release (RMR) Pull Station (Figure 1) is provided as a means of manually actuating the Range Guard or Industry Guard fire suppression system from a remote location. The RMR is attached to the Badger Universal Control Head (UCH), P/N 60-120099-002, or A+ Control Box, P/N 60-120010-001, with 1/16-in. Badger Control Cable, P/N WK-219649-000. The RMR is available for use on both 'un-tensioned' Pull-to-Trip (PTT) and 'tensioned' Release-to-Trip (RTT) control cable lines.

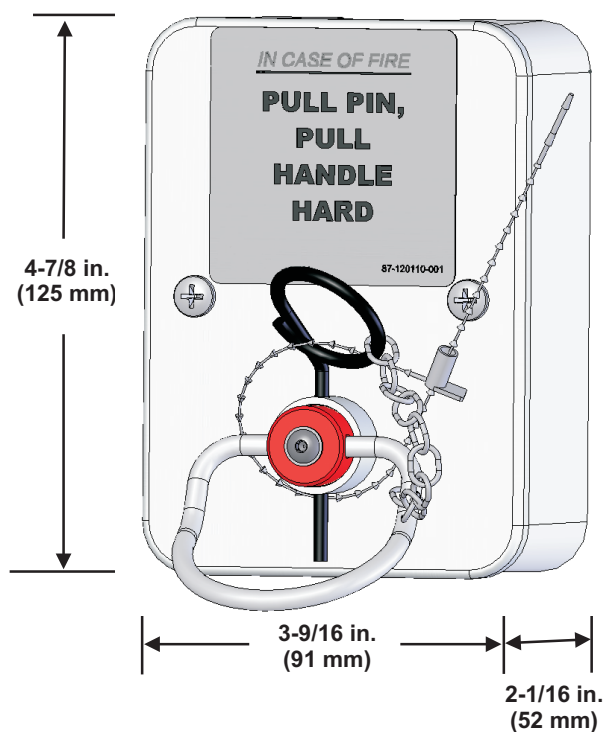


Figure 1. Combination Remote Manual Release Pull Station

In the PTT mode (Figure 2) tension is applied to the cable when the handle on the RMR is pulled, allowing the Universal Control Head to activate the system cylinders. Pull-to-Trip mode is available with the Universal Control Head only (not for use with the A+ Control Box).

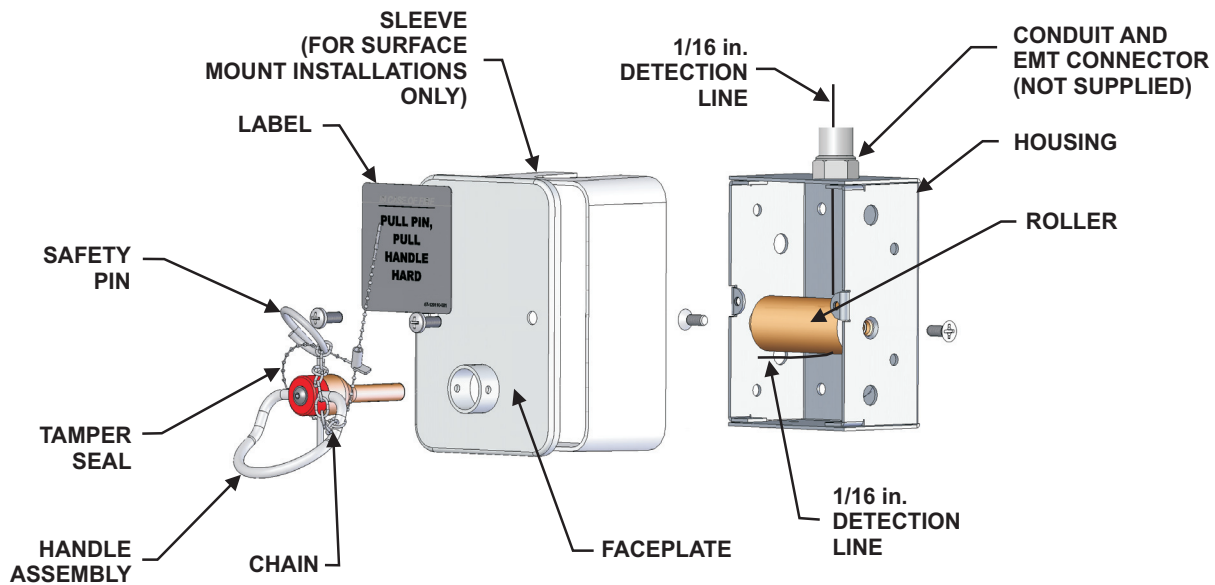


Figure 2. Remote Manual Release, Pull-to-Trip

Two independent RMRs can be operated from a single Universal Control Head when used in conjunction with the Double Tee Pulley, P/N 83-843792-000. (See Figure 3).

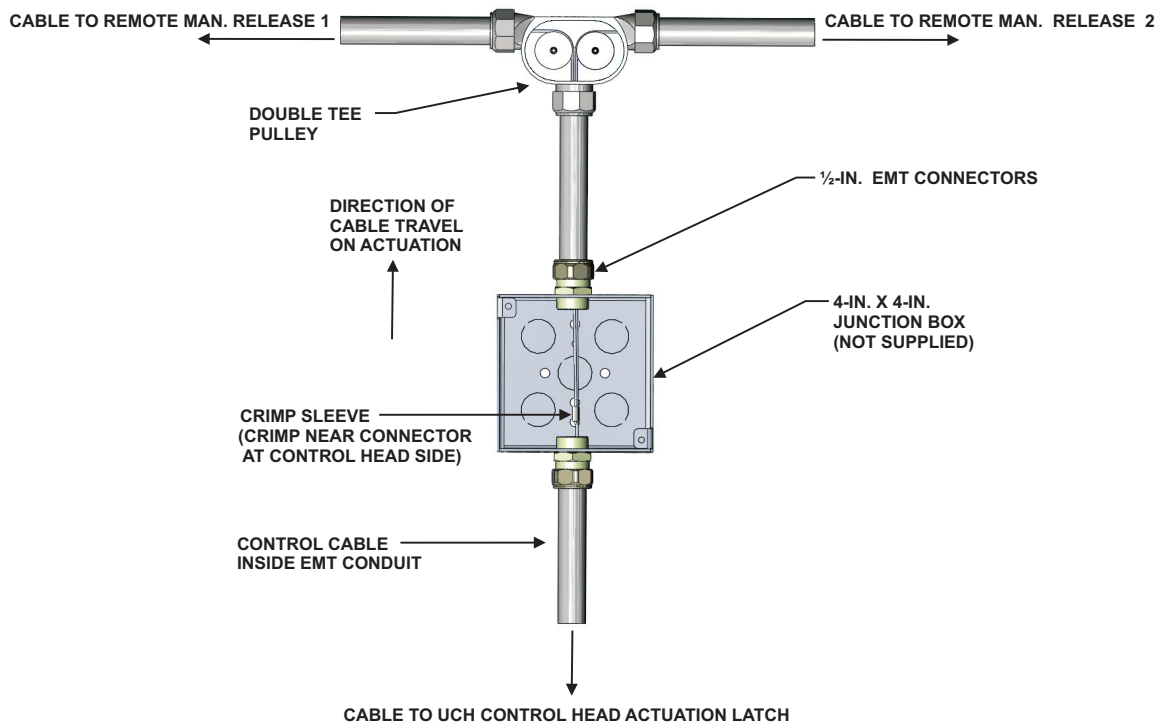


Figure 3. Double Tee Pulley with Two Remote Manual Release Pull Stations (UCH Only)

In the RTT mode (Figure 4), pulling the handle will release tension from the cable, allowing the Universal Control Head or A+ Control Box to activate the system cylinders. A 3-way pulley, P/N 60-9197602-000, is required for inline configuration and must be ordered separately.

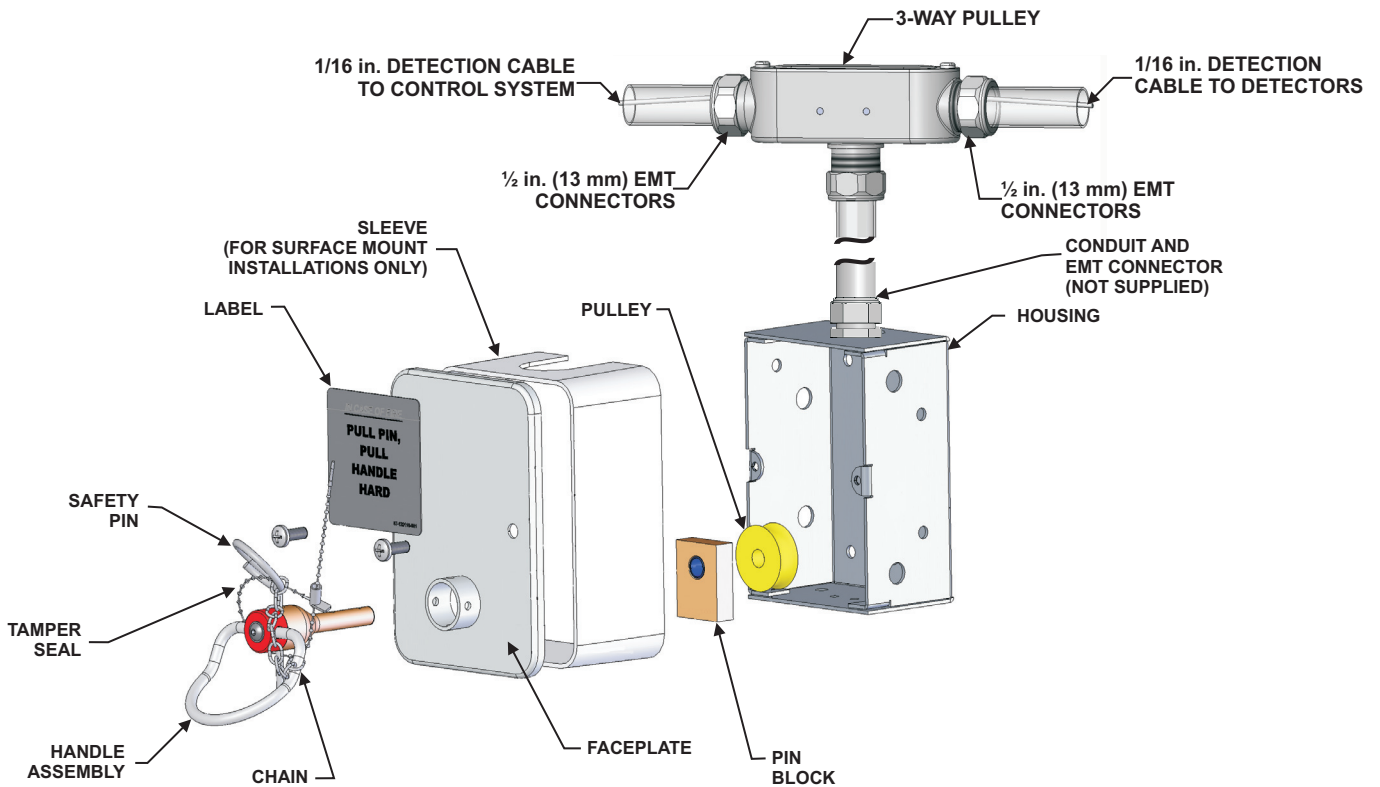


Figure 4. Remote Manual Release, Release-to-Trip

A Badger Corner Pulley, P/N WK-844648-900, (Figure 5) is required at every change in control cable direction.

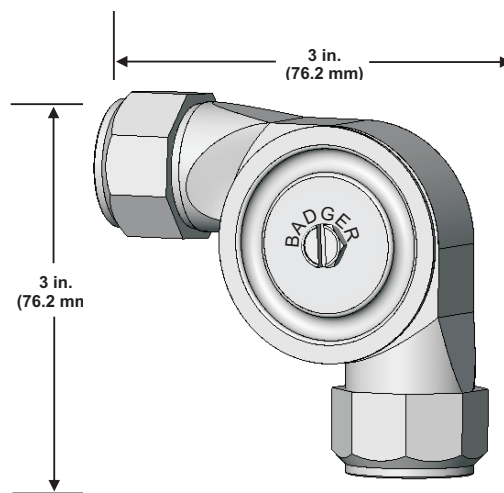


Figure 5. Corner Pulley

The Combination RMR assembly includes all necessary components to install in either PTT or RTT mode. The RMR can be mounted in a recessed or surface-mounted configuration (mounting hardware not included). Each RMR assembly is supplied with a choice of labels (English, English/French & English/Spanish). The proper label is applied after installation to allow for vertical or horizontal mounting of the RMR.

ORDERING INFORMATION

Description	Part Number
Combination Remote Manual Release	60-120110-001
Universal Control Head	60-120099-002
A+ Control Box	60-120010-001
Control Cable (1/16-in. x 500 ft.)	WK-219649-000
Corner Pulley (1/2-in. EMT)	WK-844648-900
3-Way Pulley (10-pack of 60-9197602-000)	60-9197286-000
Double Tee Pulley	83-843792-000
Cable Crimp Sleeve (pack of 50)	WK-9197288-000
EMT Connector Kit (set of 3)	87-120058-001

Badger is a registered trademark of Kidde-Fenwal, Inc.
Range Guard is a registered trademark of Badger Fire Protection.
Industry Guard is a trademark of Badger Fire Protection.



B-87-032 Rev AE

This literature is provided for informational purposes only. BADGER FIRE PROTECTION assumes no responsibility for the product's suitability for a particular application. The product must be properly applied to work correctly.

© 2013 Badger Fire Protection

Badger Fire Protection
944 Glenwood Station Lane
Suite 303
Charlottesville, VA 22901
Ph: (434) 964-3200
Toll Free: (800) 446-3857
www.badgerfire.com

Kidde Canada, Inc.
340 Four Valley Drive
Vaughan, Ontario L4K 5Z1
Ph: (905) 695-6060
Toll Free: (800) 565-1976
www.kiddecanada.com