

# Microswitch Kits for A+ Control Box



P/Ns: 60-9197227-000 and 60-9197228-000

Effective: August 2012  
B-87-024

## FEATURES

- For Use in Range Guard® Commercial Cooking Fire Suppression Systems

## DESCRIPTION

The Single SPDT Microswitch Kit includes a single pole, double-throw microswitch (Figure 1). The Dual SPDT Microswitch Kit includes two single pole, double throw (SPDT) microswitches (Figure 2). Included in the kit:

- Microswitch
- Pigtail assembly
- Mounting bracket and hardware (screws, lockwashers and hex nuts)
- Microswitch mounting hardware (screws, lockwashers and hex nuts)

The wire leads are 24-inches (610 mm) in length. One Single SPDT or one Dual SPDT Microswitch Kit can be mounted in the A+ Control Box.

These are used when it is necessary to open or close electrical circuits. Examples include, but are not limited to:

- Electric appliance shutdown
- Make up air shutdown
- Electric gas valve shutdown
- Shuntbreaker/relay

Electrical appliances usually have a higher amp rating than the microswitch. In this case, such appliances shall not be wired directly to the microswitch. A magnetic contactor or relay must be used.

For wiring the microswitches for the A+, refer to Figure 3.

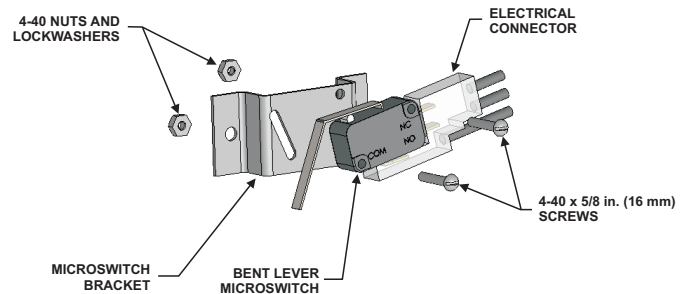


Figure 1. Single SPDT Microswitch Kit  
P/N 60-9197227-000

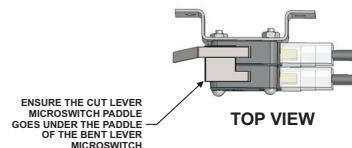
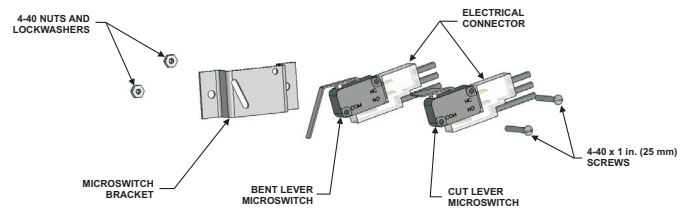


Figure 2. Dual SPDT Microswitch Kit,  
P/N 60-9197228-000

Table 1. Electrical Ratings

125/250/277 Vac	15 Amps
125/250/277 Vac	1/2 HP
125 Vdc	1/2 Amp
250 Vdc	1/4 Amp
120 Vac "L"	5.0 Amp

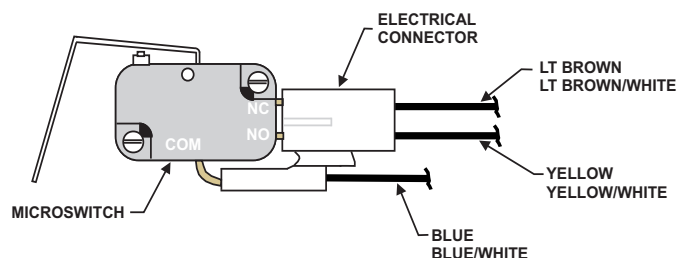


Figure 3. Microswitch Connection

Badger is a registered trademark of Kidde-Fenwal, Inc.  
Range Guard is a registered trademark of Badger Fire Protection.

This literature is provided for informational purposes only. BADGER FIRE PROTECTION assumes no responsibility for the product's suitability for a particular application. The product must be properly applied to work correctly.